



## 2024 KNOWLEDGE WORKSHOP

*Modeling training for your team*



September  
16-18th, 2024



Virginia Beach,  
VA



Hands-On  
Training

*A laptop is required to be brought by all attendees to participate in hands on training.*



**Earn up to 19  
CPE credit  
hours!**

Elevate post-CECL adoption expertise with ARCSys Technologies! Join our Knowledge Workshop breakout sessions, where hands-on thrives and lectures take a back seat. Beyond traditional training, we integrate knowledge-based learning with detailed discussions and real-time online system training with ARCSys for confident navigation of critical areas.

**Make sure to bring your laptop for hands-on training with ARCSys staff!**

### **Our goals are to:**

- Increase your CECL and ALM knowledge
- Improve your ARCSys system knowledge and efficiency
- Streamline your CECL process
- Provide networking opportunities
- Increase your utilization of the Data Warehouse for high level analytics
- Improve your communication with your auditors/examiners
- Optimize resources and enhance efficiency for your organization

*A laptop is required to be brought by all attendees to participate in hands on training.*

## DETAILS

### Location & Accommodation

#### Embassy Suites by Hilton

4101 Atlantic Ave, Virginia Beach, VA 23451

#### To Reserve Your Room Online use the Link Below:

<https://www.hilton.com/en/attend-my-event/orfan-es-arc-f39601c0-2ec6-4e3a-8072-2fec049dd98a/>

**Special Room Rate:** \$179

Deadline for Special Rate: Thursday, August 15, 2024.

### Attire

Business - Casual attire is appropriate.

### Required Training Materials

Please bring your **computer** as there will be hands-on training within the ARCSys systems that will require you to be in the software. ARCSys will provide a specialized dataset to be utilized for training purposes.

### Pricing

**\$1,700** per person

**GROUP RATE:** For groups of 3 or more people receive an additional 15% off regardless of when you register! Use code **“GROUP”**

# REGISTRATION:

ARC Sys™  
2024 Knowledge  
Workshop

## Option 1: Online

Register and pay using your bank account or credit/debit card online at: [https://app.hubspot.com/payments/kKJzVQZz?referrer=PAYMENT\\_LINK](https://app.hubspot.com/payments/kKJzVQZz?referrer=PAYMENT_LINK)

## Option 2: Invoice

If you choose to be billed by your institution please fill out the survey at: <https://www.surveymonkey.com/r/VH9SGYH>

## Pricing

**\$1,700** per person

**GROUP RATE:** For groups of 3 or more people receive an additional 15% off regardless of when you register! **Use code “GROUP”**

*A laptop is required to be brought by all attendees to participate in hands on training.*

*[Join our ARCSys Learning Portal group here](#) to connect with your peers, network before the conference, and receive live updates!*



**QUESTIONS:** • [srawls@arcsysonline.com](mailto:srawls@arcsysonline.com)  
• [ahill@arcsysonline.com](mailto:ahill@arcsysonline.com)

## Refunds and Cancellations

A refund minus a \$150 processing fee will be provided for cancellations received by Harbinger Technology Solutions, LLC in writing by September 1, 2024. No refunds will be given for cancellations received after that date. A substitution from your institution is welcome at any time. Harbinger Technology Solutions, LLC reserves the right to change instructors or reschedule/cancel sessions when necessary. Harbinger Technology Solutions, LLC is not responsible for travel penalties incurred due to the modification of the program. For more information regarding refunds, cancellations, and/or other concerns, please contact our offices at [srawls@arcsysonline.com](mailto:srawls@arcsysonline.com). Harbinger Technology Solutions, LLC is registered with the National Association of State Boards of Accountancy (NASBA) as a sponsor of continuing professional education on the National Registry of CPE Sponsors. State boards of accountancy have final authority on the acceptance of individual courses for CPE credit. Complaints regarding registered sponsors may be submitted to the National Registry of CPE Sponsors through its website: [www.nasbaregistry.org](http://www.nasbaregistry.org).

**\*NASBA Approved Provider for Group Live**

# PROGRAM AGENDA

## Sunday, September 15th

**3:00 pm - 6:00 pm**

Check-In for Conference

*Bring your computer to check-in to get logged into the practice accounts!*

## Monday, September 16th

**7:00 am - 8:00 am** *Breakfast and Check-in*

**8:00 am - 8:20 am** *Introduction*

**8:30 am - 9:50 am**

- **A1** - Data Hygiene: A Practical Monthly Routine for Data Cleaning and Review

**10:00 am - 11:00 am**

**B1** - How to Develop and Maintain Strong Model Governance and Model Risk Management Practices

**11:20 am -12:30 pm**

**Break-Out Sessions**

- **C1** - Unlocking the Data Warehouse: A Practical Approach for Beginners
- **C2** - Unearthing Hidden Patterns: Leveraging Historical Analysis for CECL and ALM Modeling Success
- **C3** - Methods of Modeling and Forecasting Demand and Time Deposits: Rethinking Modeling Parameters

## Monday, September 16th Cont.

**12:30 pm - 1:20 pm** *Lunch*

**1:20 pm - 2:40 pm**

**Break-Out Sessions**

- **D1** - Mastering the Art of Financial Storytelling: Best Practices for Visualizing Data
- **D2** - Mastering Qualitative Factors for CECL: A Practical Approach to Assessment, Documentation, and Application

**2:40 pm - 3:00 pm** *Break with Snacks*

**3:00 pm - 4:10 pm**

**Break-Out Sessions**

- **E1** - Unlocking the Data Warehouse: A Practical Approach for Beginners
- **E2** - Allowance Analysis and Mastering CECL Model Configurations
- **E3** - Economic Value of Equity (EVE) Modeling: A Cornerstone of Integrated ALM and CECL Models

**4:30 pm - 5:00 pm**

- **F1** - Unlocking the ARCSys Learning Portal: A Practical Guide to Navigating and Utilizing Your Training Resources

**5:00 pm** *Mixer*

*\*Schedule and sessions are subject to change*



# PROGRAM AGENDA

## Tuesday, September 17th

**7:00 am - 8:00 am** *Breakfast*

**8:00 am - 9:10 am**

### Break-Out Sessions

- **G1** - Visualizing Risk Through Time
- **G2** - Automated Valuation Models for Your Portfolio

**9:20 am - 10:40 am**

- **H1** - Economic Forecasts: The Driving Force of CECL and ALM

**10:50 am - 11:50 am**

- **I1** - Getting Ahead of CECL Volatility Through Stress-Testing and Model Validations

**11:50 am - 12:40 pm** *Lunch*

**12:40 pm - 2:10 pm**

**J1** - ARCSys Model Evaluation Toolkit: Back-Testing, Sensitivity and Benchmarking Analyses

**2:10 pm - 2:30 pm** *Break with Snacks*

**2:30 pm-3:40 pm**

### Break-Out Sessions

- **K1** - Beyond the Basics: Mastering the Data Warehouse to Elevate Your Skills
- **K2** - Analyzing Credit Losses for CECL: PD and DCF Approaches
- **K3** - From Analysis to Action: Harnessing Scenario Analysis for Interest Rate Risk Management

## Tuesday, September 17th Cont.

**3:50 pm - 5:00 pm**

### Break-Out Sessions

- **L1** - Beyond the Basics: Mastering the Data Warehouse to Elevate Your Skills
- **L2** - Taming Volatility for CECL: Efficient Troubleshooting Strategies
- **L3** - Statistical Analyses for Financial Management

**5:00 pm** *Mixer Sponsored by Baker Tilly*

## Wednesday, September 18th

**7:00 am - 8:00 am** *Breakfast*

**8:00 am - 9:30 am**

- **M1** - Statistical Modeling Mastery: Interpreting Results, Evaluating Model Fit, and Making Informed Predictions

**9:40 am - 10:50 am**

- **N1** - Gearing Up for Annual Reviews


**11:00 am - 11:30 am**

- **O1** - Your Voice Matters: Shaping the Future of ARCSys With Your Feedback

**11:30 am - 11:50 am** *Closing Remarks*

*\*Schedule and sessions are subject to change*





# SESSIONS DESCRIPTIONS

## Mastering Models

### **B1 - How to Develop and Maintain Strong Model Governance and Model Risk Management Practices**

**Presenter:** Patrick Vernon CPE, ABV, Senior Manager, Financial Services Advisory, from Crowe LLP

*CPE: Management Services, 1.2 Credit Hours*

The adoption of CECL has put model risk management and model governance at the forefront of the minds for management teams. Whether CECL was your first critical model, or your fiftieth, models and model risk continue to be an expanding part of the financial industry. Now that more regulatory scrutiny is present over how we as a management team are assessing, monitoring, and reporting on the quality of models, is your team ready to adapt and use models to fuel growth?

- Industry recommended practices to set up your model governance and risk management framework
- Inventory of common models seen in scope, as well as potential models on the horizon
- Suggestions for ongoing monitoring and maintenance procedures to assist in overarching management and board reporting

### **C2 - Unearthing Hidden Patterns: Leveraging Historical Analysis for CECL and ALM Modeling Success**

**Presenters:** Barbara Guilbaud and Deborah Rozum

*CPE: Accounting, 1.4 Credit Hours*

This course equips participants with the skills to transform historical data into actionable insights for building robust CECL models. Gain expertise in analyzing historical loss rate data and data based on origination periods or reporting period to inform CECL modeling efforts. By the end of this course, participants will be confident in their ability to leverage historical data for more accurate CECL modeling, with a deeper understanding of how these events correlate to loan origination, age and reporting periods.

- Pinpoint periods with the historical data where charge-off or prepayments exhibited significant increases or decreases
- Analyze charts to recognize trends in historical data related to charge-offs, prepayments and loss rates (both annual and monthly)
- Reflect on historical events that coincide with significant changes in the identified trends
- Effectively evaluate the possibility of data inconsistencies or external influences impacting the data
- Identify when the activity occurs in relation to origination periods and the age of the loan

### **C3 - Methods of Modeling and Forecasting Demand and Time Deposits: Rethinking Modeling Parameters**

**Presenter:** Mike Umscheid

*CPE: Statistical, 1.4 Credit Hours*

In the current economic climate, it is important to understand the impact of rate changes on modeling demand and time deposits. Examiners want supported assumptions in determining deposit decay and sensitivity to market interest rate changes. One key examiner finding is using peer averages without consideration of institution specific results and factors. In this session we will discuss common weaknesses in deposit modeling and how to best use your data to either support the peer averages or just utilize your data.

- Understand common examiner findings for model weaknesses
- Outline key assumptions and provide support for using peer data including non-maturing deposits, weighted average life, and sensitivity analysis
- Utilize your data instead of peer data
- Recognize the need for historical data in deposit modeling
- Determine how is sensitivity testing utilized

*\*Schedule and sessions are subject to change*



# SESSIONS DESCRIPTIONS

## Mastering Models Cont.

### **D2 - Mastering Qualitative Factors for CECL: A Practical Approach to Assessment, Documentation, and Application**

**Presenter: Justin Umscheid**

*CPE: Accounting, 1.6 Credit Hours*

The CECL standard requires institutions to consider making adjustments to their historical dataset due to a range of potential qualitative and quantitative factors. This session provides you with the knowledge you need to analyze your dataset, consider qualitative and quantitative factors, and document any adjustments considered necessary.

- Compare the differences between ILM and CECL pertaining to adjusting historical data
- Identify the differences between Qualitative and Quantitative factors in relation to CECL
- Analyze the CECL standard requirements pertaining to adjusting historical data utilized in CECL modeling
- Utilize the steps for adjusting historical datasets
- Construct documentation to support the adjustment of historical data
- Analyze examples of decision making for adjusting data and specific elements that need to be considered

### **E2 - Allowance Analysis and Mastering CECL Model Configurations**

**Presenter: Barbara Guilbaud**

*CPE: Accounting, 1.4 Credit Hours*

This hands-on course is designed to equip financial professionals with the knowledge and skills needed to effectively navigate the Allowance Analysis and Model Configuration pages on the ACL Calculator. Participants will delve into the intricacies of CECL allowance analysis, exploring key options and settings that influence financial outcomes.

- Review options and settings available on the Allowance Analysis and Model Configuration pages
- Identify trends and data that can impact your CECL allowance
- Adjust model configurations to reduce volatility
- Create reports utilizing the dynamic graphs

### **E3 - Economic Value of Equity (EVE) Modeling: A Cornerstone of Integrated ALM and CECL Models**

**Presenter: Mike Umscheid**


*CPE: Specialized Knowledge, 1.4 Credit Hours*

With the implementation of CECL, the allowance calculation now utilizes future cash flows, as well as the addition of amortized cost basis (ACB) items into the calculation for loss. The concept of present value incorporated into the economic value of equity (EVE) model should represent the best estimates of all future cash flow losses and prepayments. In addition, to best incorporate different rate scenarios, you must consider and incorporate the impact on all cash flow items. This session will explore how to recognize and apply the impacts of rate changes on model inputs.

- Calculate EVE at current applicable rates
- Incorporate charge-offs, prepayments and ACB items into the analysis
- Recognize how changing interest rates impact prepayments and charge-offs
- Evaluate results of scenario analysis for EVE and documenting conclusions
- Utilize ARCsys softwares to understand interest rate impacts on prepayments and the differences in change by pool

*\*Schedule and sessions are subject to change*





## SESSIONS DESCRIPTIONS

### Mastering Models Cont.

#### **G2 - Automated Valuation Models for Your Portfolio**

**Presenters: Deborah Rozum and Mike Umscheid**

*CPE: Statistics, 1.4 Credit Hours*

The current changes in the economy have increased the need to understand how economic changes are not accurately reflecting in valuing your real estate portfolio. This session will explore how Automated Valuation Models (AVMs) can help you estimate portfolio value using historical data and statistical forecasting techniques, allowing you to project values from past to present and even future scenarios. Get ahead of the regulators and understand how AVM can be a vital tool for informed decision-making and risk minimization in both commercial and residential real estate.

- Identify key concepts and statistical modeling practices behind Automated Valuation Modeling
- Analyze and interpret historical changes in commercial and residential real estate
- Analyze and interpret forecasted changes in commercial and residential real estate
- Identify implications in refinancing
- Identify implications of specific loan risk

#### **H1 - Economic Forecasts: The Driving Force of CECL and ALM**

**Presenters: Deborah Rozum and Justin Umscheid**

*CPE: Economics, 1.6 Credit Hours*

Are your economic forecasts holding you back? In today's dynamic financial environment, accurate forecasts are the lifeblood of both CECL (Current Expected Credit Loss) and ALM (Asset Liability Management). This session equips you with the knowledge and tools to transform your forecasts into a driving force for success.

- Get acquainted with the economic data sources such as BLS and BEA
- Differentiate between levels of economic forecasts
- Describe the impact of forecasts on volatility
- Identify differences in forecast terms
- Determine the relationship between economic indicators in the variable of interest

#### **I1 - Getting Ahead of CECL Volatility Through Stress-Testing and Model Validations**

**Presenter: Sam Hoffman, CFA, Manager, from Baker Tilly**

*CPE: Management Services, 1.2 Credit Hours*

Current Expected Credit Losses (CECL) models generally represent high risk compared to lending institutions' other models. Not only is the process of running the CECL estimate heavily data focused and involves many departments of the bank, volatility of the estimate over time has been present and oftentimes unexpected. A comprehensive model validation will help you uncover the model mechanics behind the black box and the major triggers that create volatility. With this knowledge, stress-testing major assumptions can provide management teams with insight into future trends of the CECL estimate based on varying economic and operating environments.

- Identify the key areas to focus on during a model validation
- Learn best practices around stress-testing procedures around major CECL assumptions
- Develop ways to back-test your model to align with historical behavior and forecast expectations

*\*Schedule and sessions are subject to change*



# SESSIONS DESCRIPTIONS

## Mastering Models Cont.

### **J1 - ARCSys Model Evaluation Toolkit: Back-Testing, Sensitivity and Benchmarking Analyses**

**Presenter: Mike Umscheid**

*CPE: Management Services, 1.8 Credit Hours*

Back-testing, benchmarking, and sensitivity analysis are key to the model risk management review process. Attend this session to see how to develop ongoing tools and techniques to evaluate all your institution's models.

- Determine how often to back-test and how to develop easy techniques for mid-cycle monitoring of actual results
- Identify and examine steps for completing short-term and long-term back-testing
- Develop and utilize a sensitivity analysis plan to test model results
- Determine when to utilize benchmarking in model assessments
- Determine what model changes are necessary based on model testing result

### **K2 - Analyzing Credit Losses for CECL: PD and DCF Approaches**

**Presenter: Justin Umscheid**

*CPE: Accounting, 1.4 Credit Hours*

This course will equip participants with the knowledge and skills to apply the Probability of Default (PD) and Discounted Cash Flow (DCF) approaches for modeling credit losses under the CECL standard. Participants will receive a comprehensive understanding of PD and DCF methodologies for CECL compliance, empowering them to confidently apply these techniques in their professional practice.

- Apply loan-level DCF analysis to estimate expected credit losses
- Calculate Net Present Value (NPV) within a DCF model to assess the present value of expected future cash flows from a loan
- Utilize loan-level PD models to assess the likelihood of a borrower defaulting on their loan
- Distinguish between period zero and expired term in the context of PD and DCF calculations
- Evaluate the differences between using the current amortized cost basis and future cash flow method within a PD model

### **K3 - From Analysis to Action: Harnessing Scenario Analysis for Interest Rate Risk Management**

**Presenter: Mike Umscheid**

*CPE: Management Services, 1.4 Credit Hours*

In the current rate environment, ARCSys has noticed that not all assets and liabilities rate changes mirror each other and do not necessarily increase at the same rate of change as the asset or liabilities tied market rate. Understanding and controlling interest rate changes by asset and liability pool is now integral to interest rate risk (IRR) analysis. Therefore, properly determining your rate expectations by pool is a significant assumption that must be considered and adjusted for as needed.

In this session, we will discuss utilizing historical data and current assumptions to measure the rate of change to properly assess the results. In addition, back-testing your assessment with actual changes is imperative. We will also discuss utilizing best estimate assumptions by pool or asset/liability type including loan and liability growth assumptions.

- Confirm assumptions by using historical data changes
- Apply different rate of growth and rate changes by pool
- Determine if different asset and liability types within a pool need different assumptions based on actual historical data
- Utilize your data and history to improve your modeling verses peer data

*\*Schedule and sessions are subject to change*

# SESSIONS DESCRIPTIONS

## Mastering Models Cont.

### L2 - Taming Volatility for CECL: Efficient Troubleshooting Strategies

**Presenter:** Justin Umscheid

*CPE: Accounting, 1.4 Credit Hours*

Understanding CECL volatility can be complex, but with this session, you'll get the guidance you need. You'll review the differences between ILM and CECL with volatility, recognize the general causes of volatility in a CECL model, and identify steps to be taken when troubleshooting CECL volatility. While there will always be some amount of volatility, this session will help you learn how to control the volatility in your CECL model.

- Review ILM versus CECL differences with volatility
- Recognize the general causes volatility in a CECL model
- Identify steps to be taken when troubleshooting CECL volatility
- Determine within a given CECL model what is specifically causing volatility
- Control volatility in your CECL model

### N1 - Gearing Up for Annual Reviews

**Presenters:** Patricia Moormann, Deborah Rozum and Justin Umscheid

*CPE: Accounting, 1.4 Credit Hours*

Gain an understanding of essential concepts, methodologies, and processes to support your institution during the annual review process. This session will support you with the skills necessary to navigate the complexities of annual reviews with a focus on data integrity, economic covariates, and analyses.

- Review the importance of data integrity
- Develop skills to identify and create unique segment class structures
- Explore the impact of economic covariates on statistical modeling
- Identify the differences between seasonally adjusted and non-seasonally adjusted data
- Review key steps in the Annual Review process
- Understand the fundamental data and the process utilized in the internal and external analyses

## Data Analytics

### A1 - Data Hygiene: A Practical Monthly Routine for Data Cleaning and Review

**Presenter:** Patricia Moormann, Justin Umscheid

*CPE: Information Technology, 1.6 Credit Hours*

Maintaining clean and accurate data is paramount in the dynamic landscape of data-driven decision-making. Participants will gain insights into the importance of clean data, learn to identify common data issues, and master correction techniques to ensure data accuracy. They will have the skills to define, identify, and rectify common data problems, ensuring that their data remains a reliable foundation for informed decision-making.

- Understand the concept of clean data and its significance in decision-making processes
- Recognize the indicators of data that is not clean or may be compromised
- Identify the potential negative impacts of unclean data on processes and outcomes
- Identify and assess most common data problems
- Develop a process for implementing a monthly routine for data cleaning and review

*\*Schedule and sessions are subject to change*

# SESSIONS DESCRIPTIONS

## Data Analytics Cont.

### **C1/E1 - Unlocking the Data Warehouse: A Practical Approach for Beginners**

**Presenter: Patricia Moormann**

*CPE: Information Technology, 1.4 Credit Hours*

This beginner friendly course is designed to provide a practical and hands-on introduction to leveraging data for informed decision-making. This course is ideal for individuals who are new to data analysis and seek a foundational understanding of the data warehouse tool. This course provides a supportive environment for participants to grasp fundamental data warehouse visualization skills and apply them practically.

- Utilize tailored visuals to display data and identify trends
- Create basic visuals to represent data in a visually appealing and meaningful way
- Review filtering options to aggregate relevant data
- Develop foundational skills in generating basic reports and dashboards to effectively communicate with stakeholders

### **D1 - Mastering the Art of Financial Storytelling: Best Practices for Visualizing Data**

**Presenter: Patricia Moormann**

*CPE: Information Technology, 1.4 Credit Hours*

In today's data-driven business landscape, the ability to convey complex financial information in a compelling and easily understandable manner is a crucial skill. This course is designed to empower finance professionals with the knowledge and skills to effectively communicate financial insights through powerful visualizations. Join us on a journey to transform raw financial data into persuasive narratives that drive informed decision-making and foster a culture of financial literacy.

- Explore various data types and understand the appropriate visualization for each
- Design sophisticated visuals to effectively communicate complex information in a user-friendly manner
- Integrate multiple visuals seamlessly within reports to tell a cohesive and persuasive financial story
- Utilize colors, shapes, and white space to create engaging visuals

### **G1 - Visualizing Risk Through Time**


**Presenter: Patricia Moormann**

*CPE: Information Technology, 1.2 Credit Hours*

This hands-on course gives participants the opportunity to construct a comprehensive report in the data warehouse that effectively highlights risk trends over time. Participants will gain a solid understanding of data warehousing concepts, time-series data analysis, and report development techniques.

- Identify relevant risk metrics and data points for analysis
- Utilize data visualization techniques to create clear and informative report visuals
- Communicate insights derived from the report to relevant stakeholders

*\*Schedule and sessions are subject to change*



# SESSIONS DESCRIPTIONS

## Data Analytics Cont.

### **K1/L1 - Beyond the Basics: Mastering the Data Warehouse to Elevate Your Skills**

**Presenter: Patricia Moormann**

*CPE: Information Technology, 1.4 Credit Hours*

This intermediate course is designed for professionals who are familiar with the fundamentals of the data warehouse visualization tool and are ready to delve deeper into its intricacies. Participants will gain techniques and tools to elevate their proficiency in data analysis. Master techniques to personalize data, aggregate information and create engaging reports.

**Please note: this session builds on knowledge from “Unlocking the Data Warehouse: A Practical Approach for Beginners.”**

- Explore the power of calculated fields in customizing and personalizing data to meet specific analysis requirements
- Create advanced filters to aggregate data and extract trends from the large dataset
- Master the art of pivot tables as a powerful tool for organizing and summarizing complex datasets
- Utilize formatting options to create engaging visuals

### **L3 - Statistical Analyses for Financial Management**

**Presenter: Deborah Rozum and Mike Umscheid**

*CPE: Statistics, 1.4 Credit Hours*

Multiple models can be used to identify market risk and associated future changes. These models include deterministic rate scenarios, non-parallel yield curve shifts, static and dynamic models. However, there are more sophisticated models that can be employed such as Stochastic models, Monte Carlo Simulation, and Macaulay duration.

- Understand the importance of considering additional statistical analyses and when these should be performed
- Identify the differences between statistical derived models and non statistical models
- Determine the benefits of different models and when they should be considered

### **M1 - Statistical Modeling Mastery: Interpreting Results, Evaluating Model Fit, and Making Informed Predictions**


**Presenters: Barbara Guilbaud and Deborah Rozum**

*CPE: Statistics, 1.8 Credit Hours*

Use statistical modeling to make informed decisions based on data-driven insights in this comprehensive session. Gain expertise in evaluating and selecting statistical models, data preparation techniques, and CECL and ALM methodologies for market scenario forecasting and strategic decision-making.

- Understand the fundamental concepts of statistical modeling and which models are used within CECL and ALM
- Effectively utilize evaluation metrics to assess the performance of statistical models and make informed decisions about model selection
- Review data quality and preprocessing techniques to enhance the accuracy of statistical models
- Gain practical experience in applying CECL and ALM methodologies that incorporate market scenario forecasts and utilize forecasting results for strategic decision-making

*\*Schedule and sessions are subject to change*



# SESSIONS DESCRIPTIONS

## Client Satisfaction

### **F1 - Unlocking the ARCSys Learning Portal: A Practical Guide to Navigating and Utilizing Your Training Resources**

**Presenters: Alyssa Hill and Sarah Snelling**

This session is designed to empower you to get the most out of the ARCSys Learning Portal, your one-stop shop for professional development and software training. Gain a clear understanding of the portal's layout and available resources to support you.

- Confidently navigate through the courses, lessons and resources available in the ARCSys Learning Portal
- Connect with a network of peers to enhance your understanding and experience with the ARCSys' softwares
- Invest in your continued education and earn CPE credits

### **O1 - Your Voice Matters: Shaping the Future of ARCSys With Your Feedback**

**Presenters: Alyssa Hill and Justin Umscheid**

Do you have ideas on how to make ARCSys software and support even better? This session is your chance to be heard! We are hosting an open forum to gather valuable feedback from our users. Your insights are essential in helping us shape the future of ARCSys and ensure it meets your evolving needs.

*\*Schedule and sessions are subject to change*




Harbinger Technology Solutions, LLC DBA ARCSys is registered with the National Association of State Boards of Accountancy (NASBA) as a sponsor of continuing professional education on the National Registry of CPE Sponsors. State boards of accountancy have the final authority on the acceptance of individual courses for CPE credit. Complaints regarding registered sponsors may be submitted to the National Registry of CPE Sponsors through its website: [www.nasbaregistry.org](http://www.nasbaregistry.org).

- Level: Intermediate
- Prerequisites: None
- Advance preparation: None
- Field of Study: Multiple
- Up to 19 hours
- Instructional Mode: Group Live

For more information regarding administrative policies such as complaints or refunds, email [srawls@arcsysonline.com](mailto:srawls@arcsysonline.com).



# MEET THE SPEAKERS



**Mike Umscheid**  
President and CEO of ARCSys

Mike has been providing accounting, consulting and auditing services to financial institutions for over 30 years. Considered the “CECL Guru,” Mike was selected by the AICPA to create and deliver their 8-hour CPE course on CECL. He is a past member of the Auditing Standards Board, a published author on Accounting and Auditing for Financial Institutions, and has spoken at numerous AICPA conferences. He graduated from Virginia Polytechnic Institute and State University.

**Justin Umscheid**  
VP of Client Services at ARCSys

Justin has over a decade of accounting and implementation experience, onboarding clients into both CECL and the Incurred Loss Model. Justin supports clients with their allowance calculations and answers accounting questions as part of the ARCSys service model, helping institutions better understand their data.



**Deborah Rozum**  
Director of Statistical Modeling at ARCSy

Deborah is responsible for analyzing clients' data, creating statistical models to meet each client's needs, and creating dashboards for clients to visualize their data. Deborah received her Bachelor of Science in Statistics from LSU and a Master of Science in Statistics from UF.

**Patricia Moormann**  
Director of Science at ARCSys


Patricia specializes in data analytics and comprehensive, dynamic reporting, working to provide clients with clarity and a better understanding of their data. Patricia earned her Bachelor's in Mathematics with a minor in Information Technology and is currently completing her Master's in Business Data Analytics from Regent University.



**Alyssa Hill**  
Director of Learning at ARCSys

With a decade-long experience as a K-12 special education teacher, Alyssa works to empower ARCSys clients and staff by providing them with the tools and training they need to excel in their roles. Alyssa obtained her Masters in Curriculum and Instruction from the University of Virginia.

## MEET THE SPEAKERS



### **Sarah Snelling**

#### **Learning Team Member at ARCSys**

At ARCSys, Sarah collaborates with multiple departments to create engaging courses, learning materials, and resources to support our clients and staff. She has over ten years of experience in teaching and received her Masters in Education from Lasell University.

### **Barbara Guilbaud**

#### **Implementation Team Manager at ARCSys**

Barbara has 18 years of accounting experience, including over 5 years in implementing and onboarding clients for both CECL and ILM. As part of the ARCSys service model, she supports clients with allowance calculations and answers accounting questions, helping institutions better understand their data. Barbara received her Bachelor of Science in Accounting from Old Dominion University.



### **Patrick A. Vernon CPA/ABV**

#### **Senior Manager, Financial Services Advisory, from Crowe LLP**

Patrick Vernon is a Senior Manager in the Advisory Services business unit within Crowe LLP, focusing on CECL related projects and solutions including model validation, calculation replication and sensitivity, risk assessment, data visualization, model documentation and theory, and technology solution evaluation. Patrick also has extensive experience with transaction and valuation services for financial institutions and investor groups regarding select asset acquisitions and whole bank and financial service firm acquisitions. Patrick has a background in external audit engagements with a primary focus on Allowance for Loan Losses and Mortgage Banking Derivatives.

### **Sam Hoffman, CPA**

#### **CECL Validation Manager**

Sam has more than 3 years of experience specializing in data analytics and modeling. He is a member of the financial services team and specializes in providing data analytics and financial modeling services to financial institutions. Prior to joining Baker Tilly, Sam had experience as a senior associate specializing in R&D tax credits using data analytic solutions to drive efficiency.

